

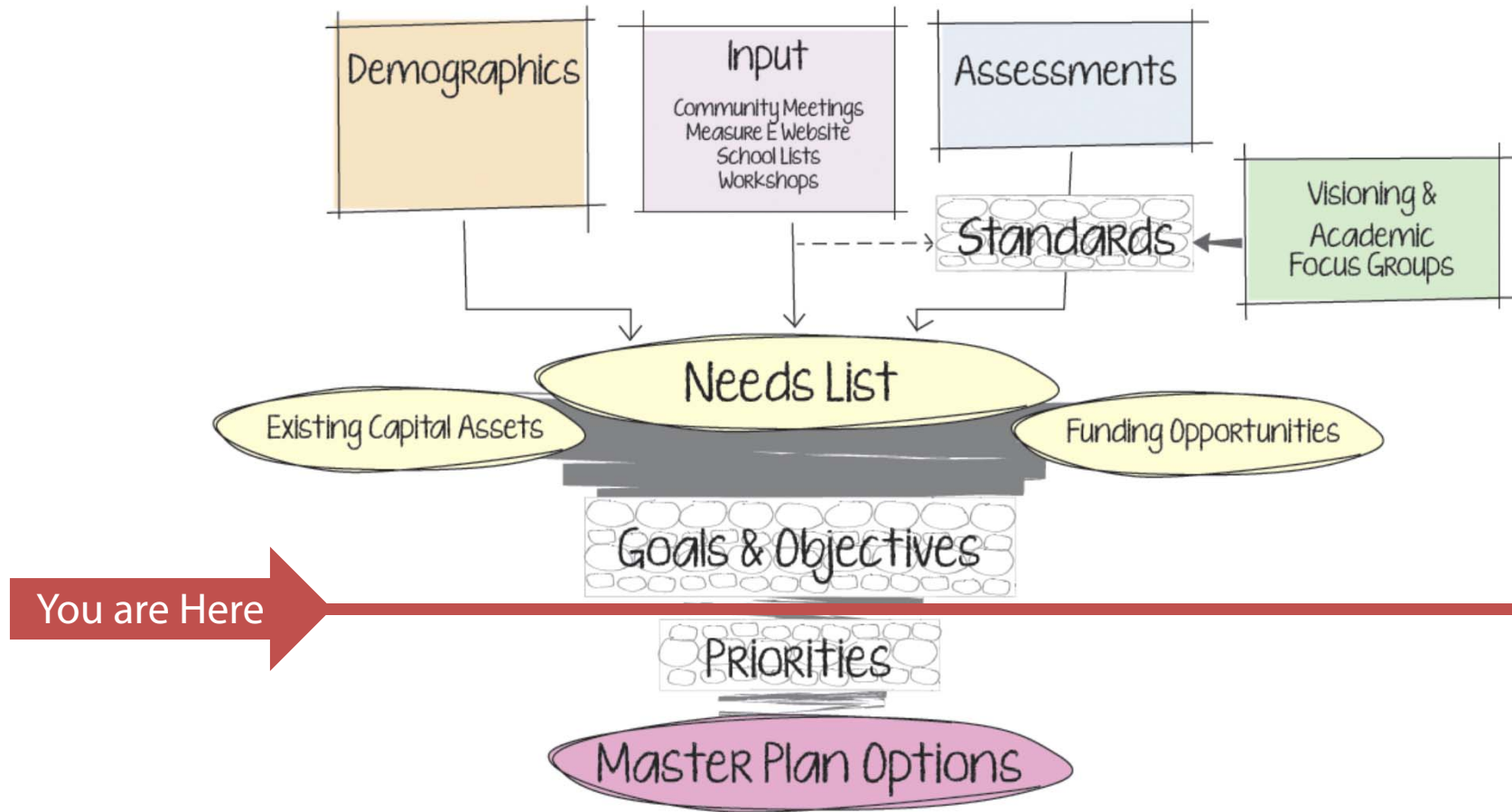
BOARD WORKSHOP

1

October 23, 2013



The Master Plan Process



Objectives

- Review Progress to Date
 - ▣ Last Board Workshop Decisions
- Review Recent Input
 - ▣ Community Meetings
 - ▣ Leadership
 - ▣ Teacher and Staff input
- Moving On
 - ▣ Option Decision
 - ▣ Priorities Decision
 - ▣ Implementation Discussion



Last Board Workshop Review

- ❑ Options - Down to Three A, G, H
- ❑ **Option A**
 - ▣ Build a new Elementary School
 - ▣ K-6 / 7-8 Grade Configuration
 - ▣ Build 20 new permanent classrooms at existing Elementary Sites
- ❑ **Option G**
 - ▣ Convert all existing 7-8 Jr. Highs to 6-8 Middle Schools
 - ▣ K-5 / 6-8 Grade Configuration
 - ▣ Build 12 new permanent classrooms at existing Elementary School Sites
- ❑ **Option H**
 - ▣ Convert all existing 7-8 Jr. Highs to 6-8 Middle Schools
 - ▣ K-5 / 6-8 Grade Configuration
 - ▣ Build a new Elementary School

Last Board Workshop Review

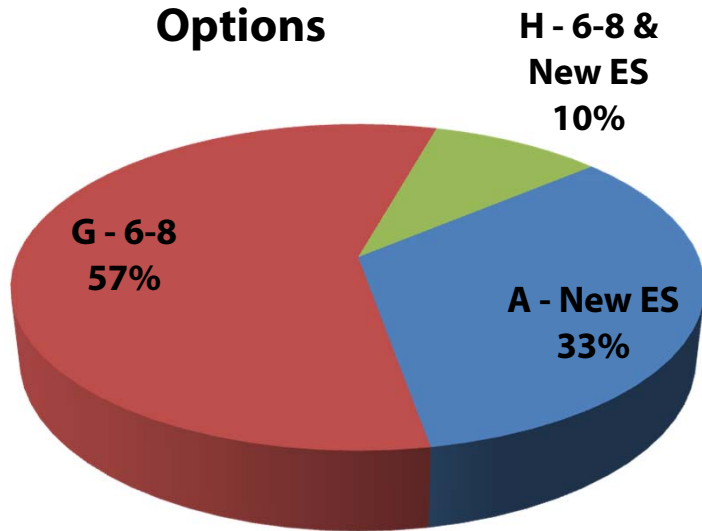
Priorities - Established a list for prioritization

- * ADA accessibility to all facilities and sites
- * Complete 2013 Health and Safety Projects (PV gym floor, Chico JHS & Rosedale overhangs, CHS HVAC at library)
- *Mandatory*
- A. Add Kindergarten & Transitional Kindergarten classrooms to meet capacities
- B. Address inadequate aquatics facilities at schools
- C. Address inadequate media centers / libraries
- D. Address inadequate multi-purpose rooms
- E. Address physical education and athletic facility needs
- F. Build multi-purpose room at Marsh JHS
- G. Develop alternative energy sources (solar, EMS, etc.)
- H. Enhance school security measures (Fencing, Cameras, etc.)
- I. Improve Fair View special programs space (science, PE, culinary arts)
- J. Improve inadequate nursing and counseling facilities
- K. Improve inadequate Special Education support space
- L. Improve play fields and playgrounds
- M. Improve school curb appeal (visual attractiveness from street)
- N. Improve technology infrastructure throughout the District
- O. Make revisions and upgrades at all schools to raise score to 60 out of 100 points
- P. Remove all portables 1991 and older (replace with permanent construction)
- Q. Specific construction to house student capacity (& to meet LCFF mandate to meet funding requirements)
- R. Vehicle traffic and pedestrian circulation improvements

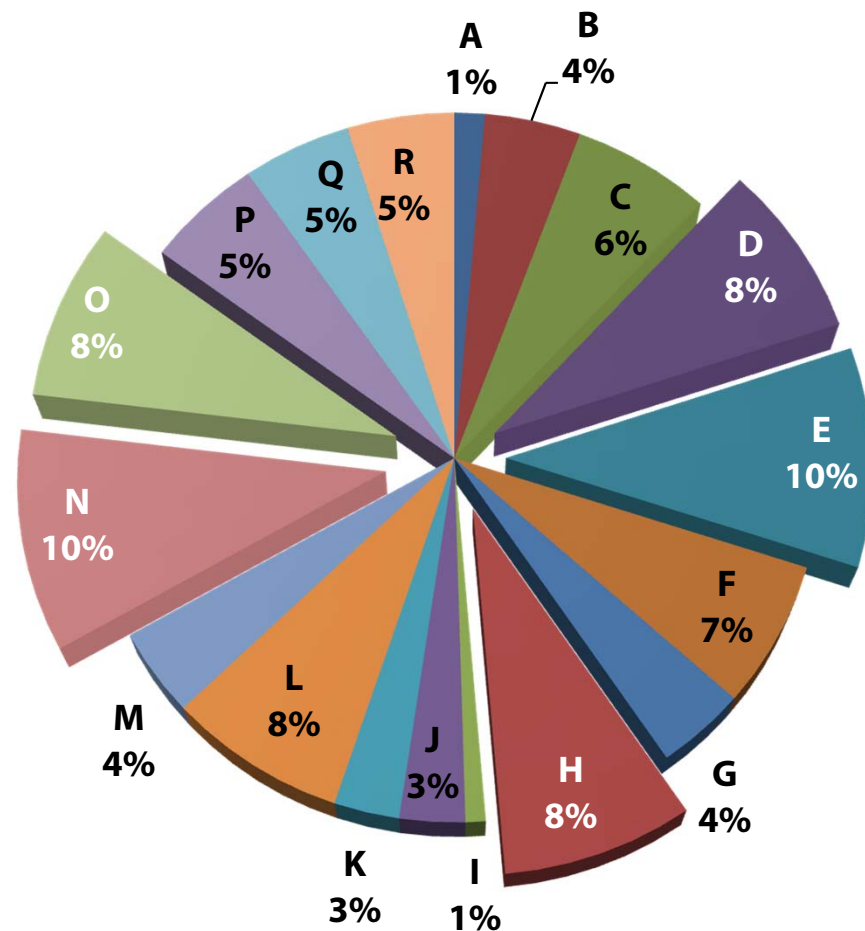
Community Meeting #1

- First Night – Marsh Jr. High, Fair View High School, Little Chico Creek, Loma Vista, Parkview, Sierra View
- ▣ 23 (approximately) attended

Options

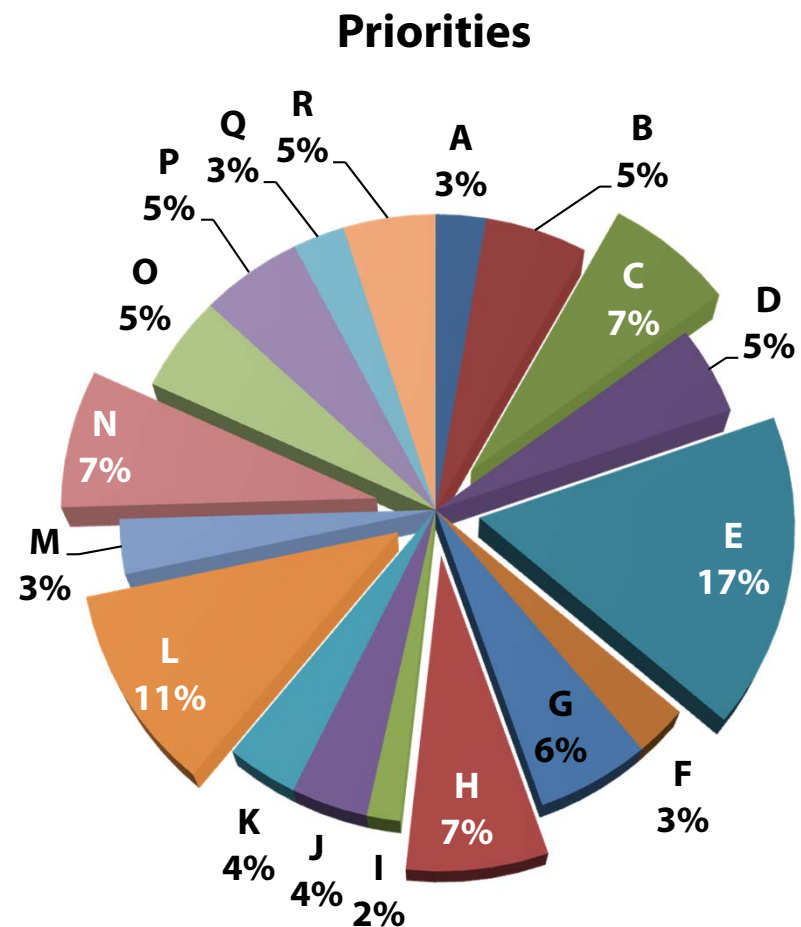
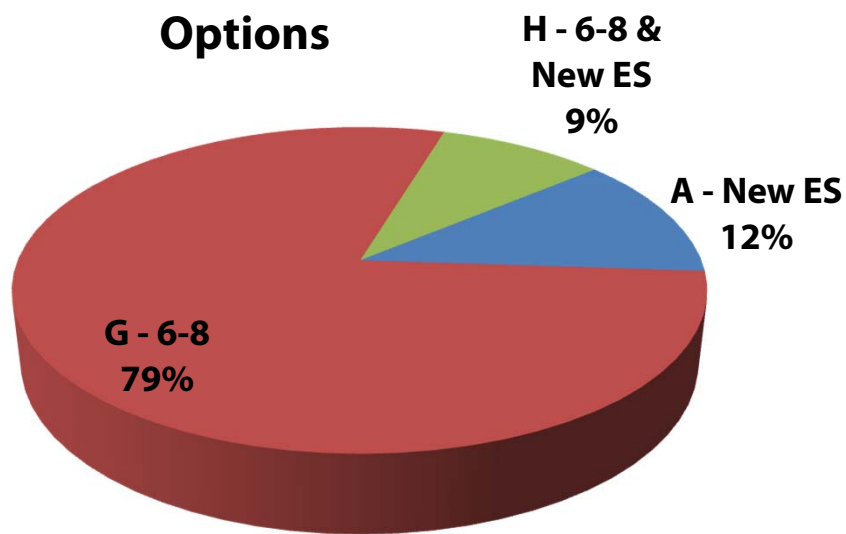


Priorities



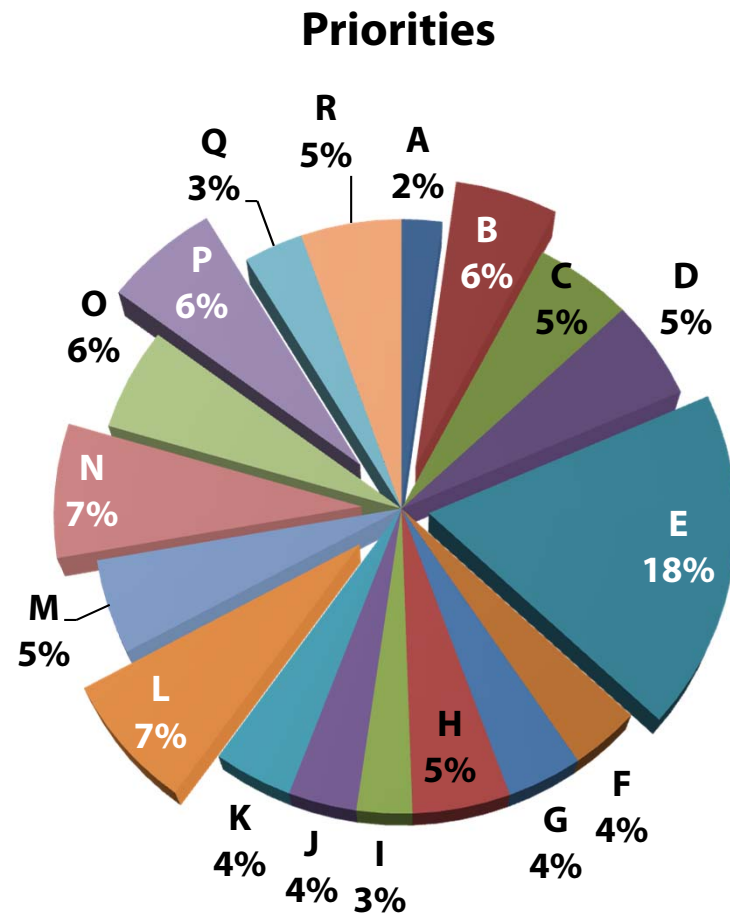
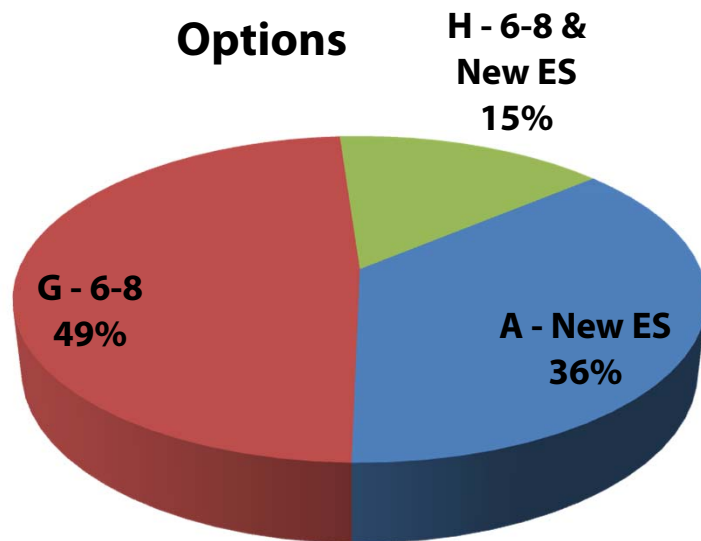
Community Meeting #2

- Second night – Chico Jr. High, Chico High, Inspire, Citrus, Chapman, Hooker Oak, Emma Wilson, Rosedale
 - ▣ Out of approximately 350 attendees, 165 were students



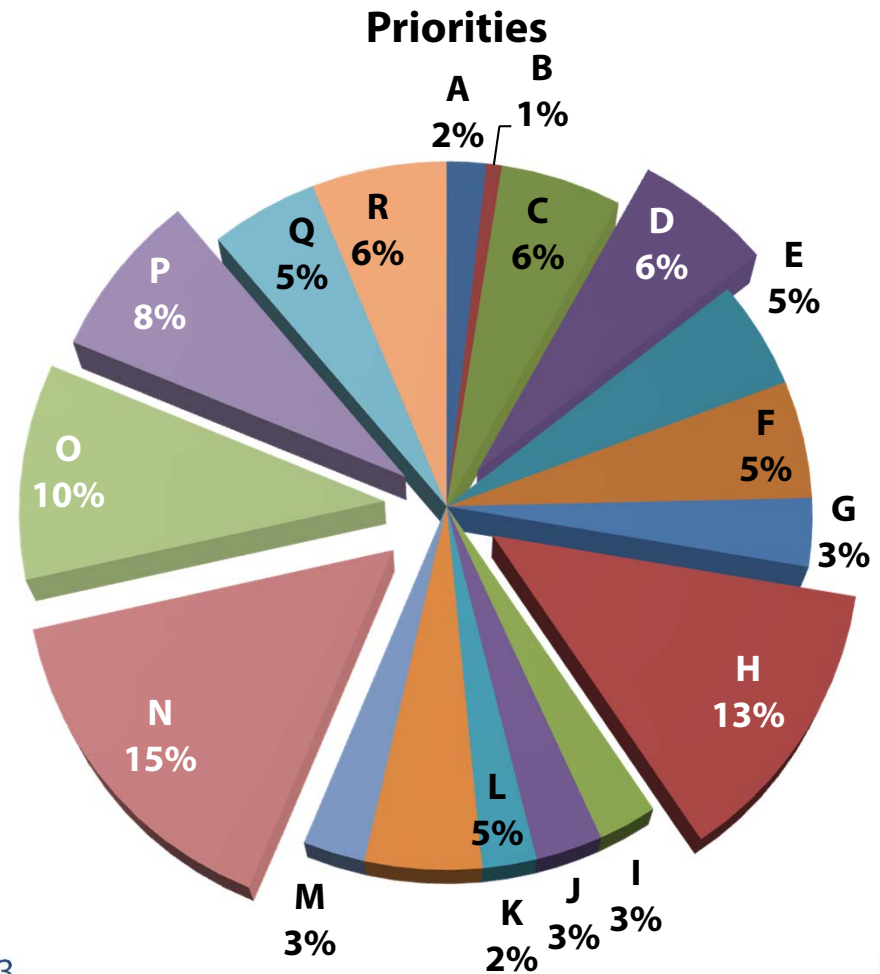
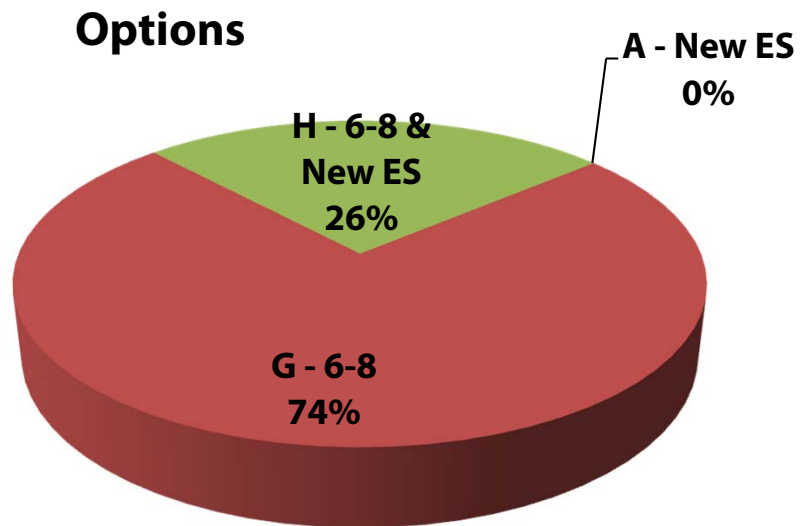
Community Meeting #3

- Third Night – Bidwell Jr High, Pleasant Valley High, McManus, Marigold, Neal Down, Shasta
 - ▣ Out of approximately 133 attendees, 83 were students



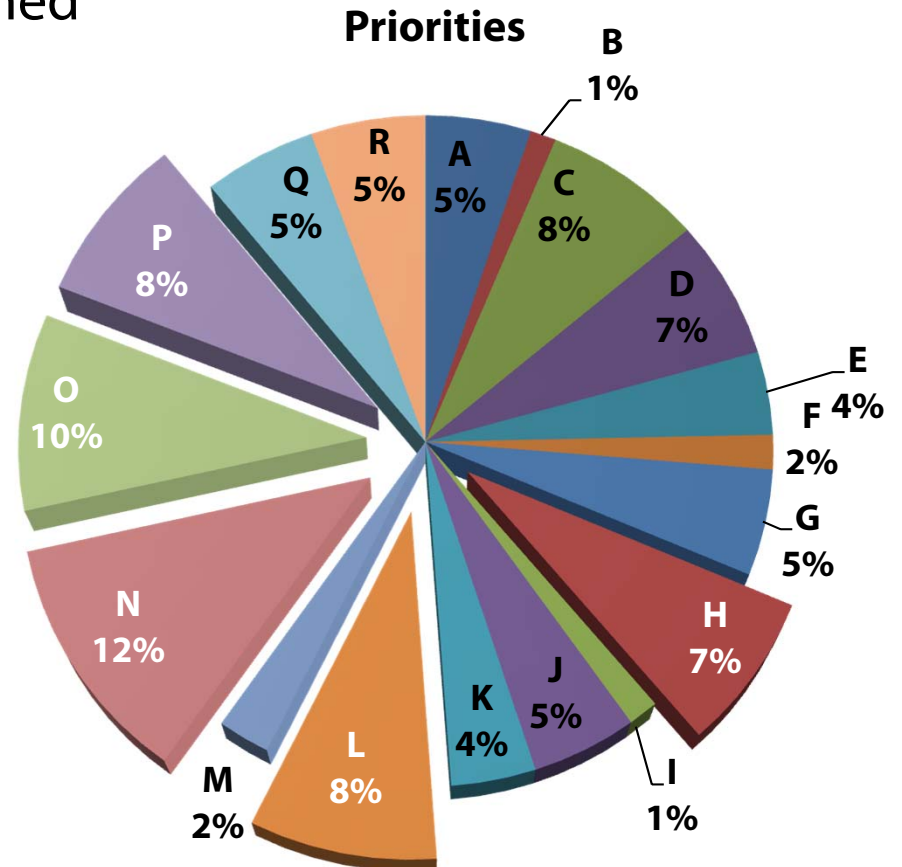
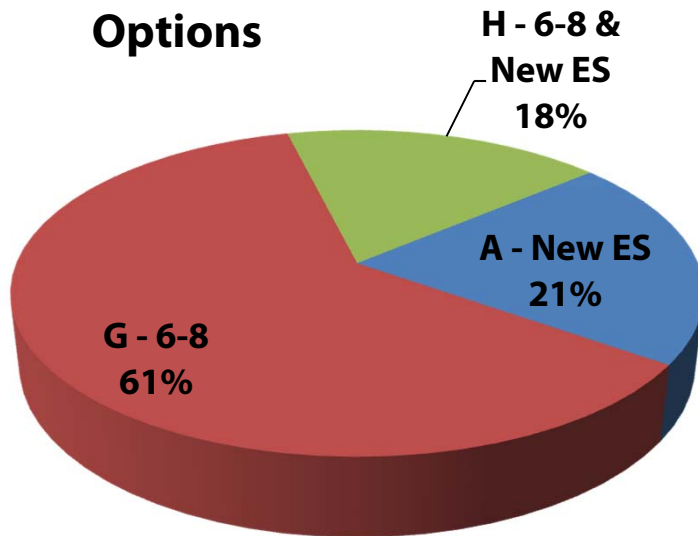
Leadership Meeting

- 28 Approximately attended



Teachers and Staff Input

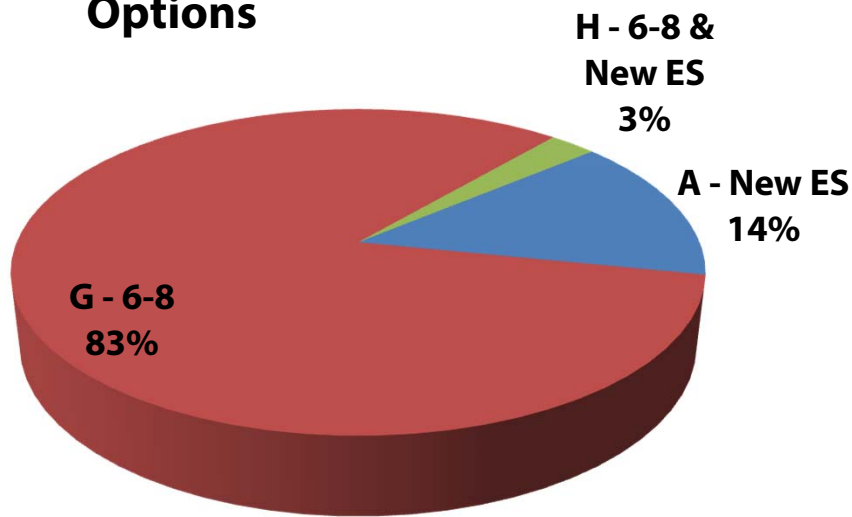
- Via Principals
- Elementary – 245 surveys returned



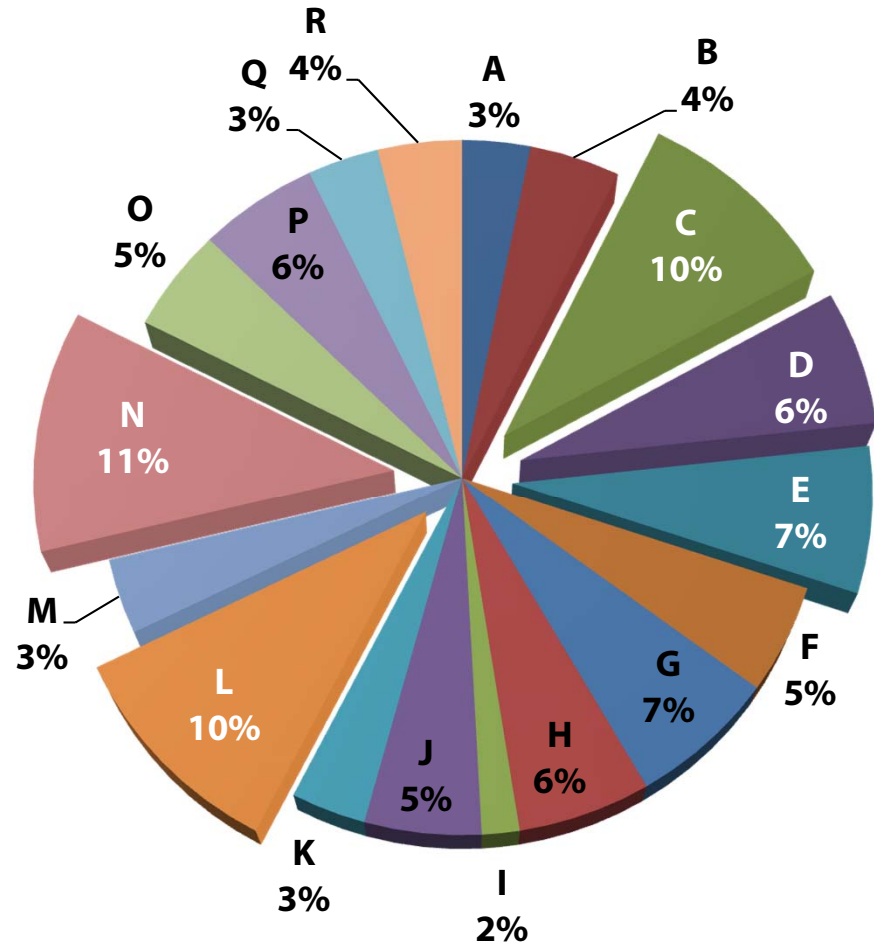
Teachers and Staff Input

- Via Principals
- Jr. High – 80 surveys returned

Options



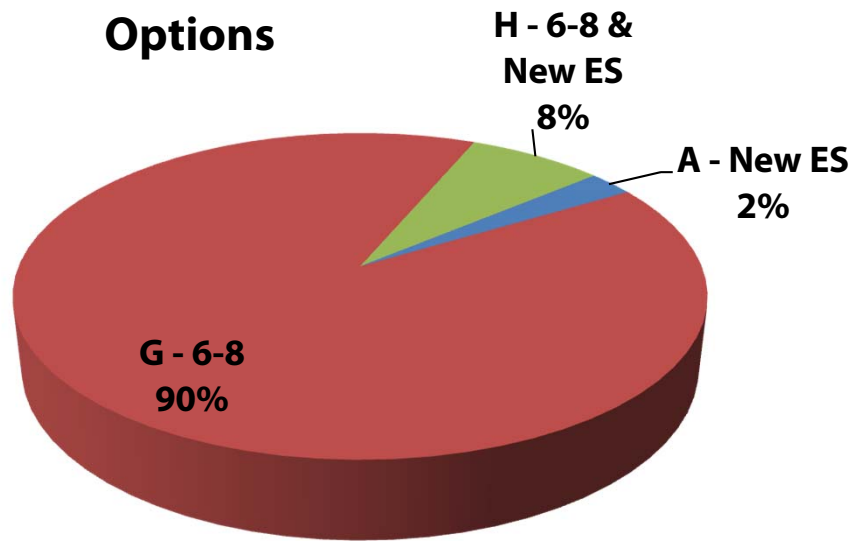
Priorities



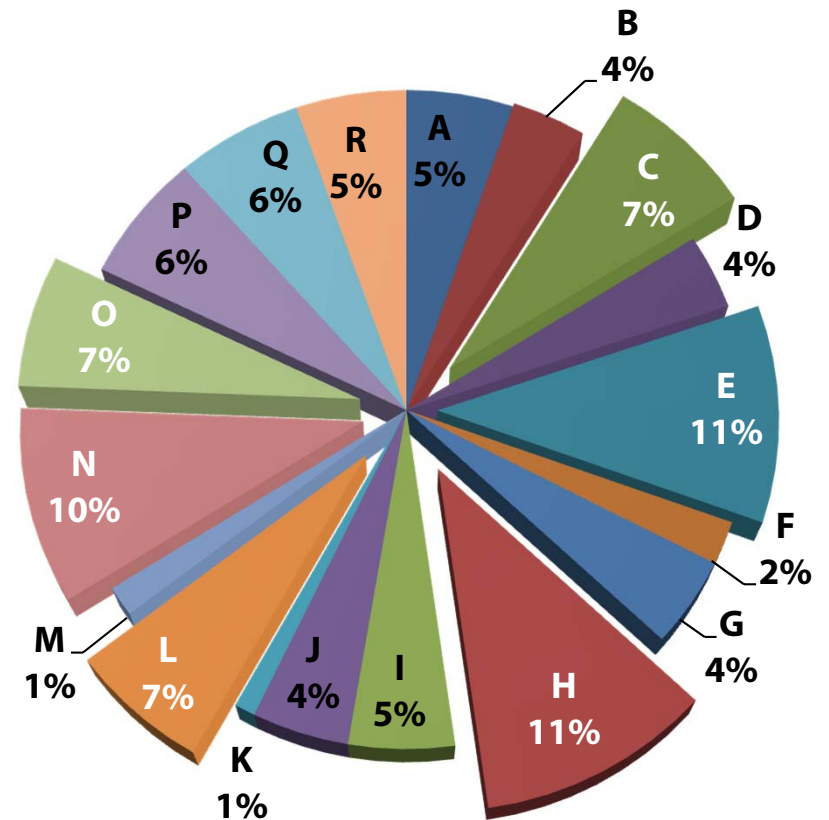
Teachers and Staff Input

- Via Principals
- Sr. High – 50 surveys returned

Options



Priorities



Input Priority Summary

	A - Kindergarten & Transitional Kindergarten	B - Aquatics Facilities	C - Media Centers / Libraries	D - Multi-Purpose Rooms	E - Physical Education & Athletic Facility	F - Multi-Purpose Room at Marsh JHS	G - Alternative Energy Sources	H - Security Measures	I - Fair View Special Programs	J - Nursing & Counseling	K - Special Education Support	L - Play Fields & Playgrounds	M - Curb Appeal	N - Technology Infrastructure	O - Revisions & Upgrades	P - Portables	Q - Student Capacity	R - Vehicle Traffic & Pedestrian Circulation
Meeting #1- Adults	1%	4%	6%	8%	10%	7%	4%	8%	1%	3%	3%	8%	4%	10%	8%	5%	5%	5%
Meeting #2- Adults	2%	4%	7%	5%	14%	3%	5%	9%	1%	4%	3%	9%	2%	9%	6%	7%	3%	5%
Meeting #3- Adults	3%	7%	7%	7%	14%	3%	3%	6%	2%	3%	4%	7%	2%	9%	7%	7%	4%	4%
Meeting #2- Students	3%	7%	6%	4%	20%	3%	7%	5%	2%	3%	4%	12%	4%	5%	4%	4%	2%	5%
Meeting #3- Students	2%	5%	4%	4%	22%	4%	5%	5%	4%	4%	4%	7%	8%	6%	4%	6%	2%	6%
Leadership	2%	1%	6%	6%	5%	5%	3%	13%	3%	3%	2%	5%	3%	15%	10%	8%	5%	6%
Elementary Staff	5%	1%	8%	7%	4%	2%	5%	7%	1%	5%	4%	8%	2%	12%	10%	8%	5%	5%
Jr. High Staff	3%	4%	10%	6%	7%	5%	7%	6%	2%	5%	3%	10%	3%	11%	5%	6%	3%	4%
Sr. High Staff	5%	4%	7%	4%	11%	2%	4%	11%	5%	4%	1%	7%	1%	10%	7%	6%	6%	5%

Moving On

□ Selecting an Option

	Option A	Option G	Option H
Common Trends	X	X	X
More Economical		X	
Community Input		X	
Staff / Leadership Input		X	
Flexibility / Scalability	X	X	
Reflects Common Core Standards		X	X

Moving On

Establishing Priorities - Based on over all objectives

1. ADA accessibility to all facilities and sites
2. Complete 2013 Health and Safety Projects
3. Improve technology infrastructure throughout the District
4. Increased student capacity and educational effectiveness
 - A. Specific classroom construction to house student capacity and consider the following where needed
 - a. Address inadequate multi-purpose rooms
 - b. Add Kindergarten & Transitional Kindergarten classrooms to meet capacities
 - c. Improve inadequate Special Education support space
 - d. Address inadequate media centers / libraries
 - e. Improve inadequate nursing and counseling facilities
 - B. Make revisions and upgrades at all schools to raise score to 60 out of 100 points – physical condition & educational suitability improvements in classrooms and consider the following items where needed
 - a. Enhance school security measures
 - b. Remove all portables 1991 and older
 - c. Improve alternative / specialized instructional spaces
 - d. Address physical education and athletic facility needs
 - e. Improve play fields and playgrounds
 - f. Vehicle traffic and pedestrian circulation improvements
 - g. Improve school curb appeal
5. Develop alternative energy sources & efficiencies

Implementation Planning Strategy –

1. Quick Starts Projects

- A. ADA Priority List Projects for Schools that have major revisions/upgrades planned for the later phases
- B. Improve technology infrastructure throughout the District including necessary improvements to accommodate “Smarter Balance” Common Core Assessment by:
 - 1. Putting in District level technology to support school site.
 - 2. Technology projects at schools that have major revisions and upgrades scheduled for the later phases.
- C. Enhance school security measures for Schools that have major revisions/upgrades planned for the later phases.
- D. Develop alternative energy sources and increase efficiency by completing solar projects where financially feasible & complete energy use audit for prop 39.

General
implementation
plan not based on
any option and will
become more
specific when an
option is selected

Implementation Planning Strategy (con't.)

2. **Specific construction to house student capacity** by making necessary additions to accommodate capacity allowing the District to hit the class size reduction goals in order to qualify for state funding
 - A. Build multi-purpose room at Marsh JHS
 - B. Complete other additions and modifications as laid out in selected option including:
 - A. Classrooms / Specialized Instructional Spaces
 - B. Improve inadequate Special Education support space
 - C. Address inadequate media centers / libraries
 - D. Address inadequate multi-purpose rooms
 - E. Improve inadequate nursing and counseling facilities

Implementation Planning Strategy (con't.)

3. **Make revisions and upgrades at all schools to raise score to 60 out of 100 points**

- A. ADA Priority List & Improve Technology Infrastructure throughout the District (If not completed in the Quick Start Projects)
- B. Make revisions to classrooms and specialized instructional spaces
- C. Enhance school security measures
- D. Remove all portables 1991 and older
- E. Improve Fair View special programs space
- F. Address physical education and athletic facility needs
- G. Improve play fields and playgrounds
- H. Vehicle traffic and pedestrian circulation improvements
- I. Improve school curb appeal

Implementation Planning Strategy (con't.)

19

- Criteria for selecting the order in which the schools are addressed for revisions and upgrades
 - ▣ Schools needing additional capacity to meet student demand
 - ▣ Schools with the lowest facility assessment scores
 - ▣ Schools with eligibility for state funding
 - ▣ Completing school improvements in the most efficient way possible